



M-6766-A50D
2024 Mustang 5.0L
Oil / Air Separator Kit

NO PART OF THIS DOCUMENT MAY BE REPRODUCED WITHOUT PRIOR WRITTEN PERMISSION OF FORD PERFORMANCE PARTS
© Ford Motor Company 2021

PRIOR TO INSTALLATION READ THESE INSTRUCTION COMPETELY
For questions, Call the FORD PERFORMANCE Techline 1-800-367-3788

Please visit <https://www.performanceparts.ford.com> for warranty information

Kit contents:

- [1] CM-6766-A50A RH oil separator
- [1] CM-6766-M50D LH oil separator
- [1] CM-6K817-M50RI RH inlet PCV hose
- [1] CM-6K817-M50RO RH outlet PCV hose
- [1] CM-6K817-M50LO LH outlet PCV hose
- [1] CM-6K817-M50LI LH inlet PCV hose
- [1] CM-BRKT-M50L bracket
- [1] CM-BRKT-M50R bracket
- [3] W520201-S440 M6 nut
- [2] W701571-S450 studbolt

Starting with the passenger side, remove the (2) bolts fastening the ground straps and replace with the (2) studbolts in the kit, torquing to 12Nm or 106lbs-in.

Install the RH bracket over the studbolts and fasten with the lock nuts in the kit, torquing to 10Nm or 88lbs-in.





Ford Factory Shop Manual purchase options www.motorcraftservice.com



M-6766-A50D
2024 Mustang 5.0L
Oil / Air Separator Kit

NO PART OF THIS DOCUMENT MAY BE REPRODUCED WITHOUT PRIOR WRITTEN PERMISSION OF FORD PERFORMANCE PARTS
© Ford Motor Company 2021

Pop loose the engine appearance cover and set aside. Remove the passenger side PCV tube by gently pulling back the grey tab and pulling the connector from the spigot.



Install the RH oil separator and PCV tubes per the illustration. Lightly lubricate the inner O-rings of the PCV tube connectors with engine oil.
NOTE: Camcover to lower spigot on the oil separator is the inlet.


Ford Factory Shop Manual purchase options www.motorcraftservice.com

NO PART OF THIS DOCUMENT MAY BE REPRODUCED WITHOUT PRIOR WRITTEN PERMISSION OF FORD PERFORMANCE PARTS
© Ford Motor Company 2021

Remove the driver's side PCV tube.



Install the LH bracket over the coolant reservoir studbolt and use (1) locknut, torquing to 10Nm or 88lb-in.




Ford Factory Shop Manual purchase required



M-6766-A50D
2024 Mustang 5.0L
Oil / Air Separator Kit

NO PART OF THIS DOCUMENT MAY BE REPRODUCED WITHOUT PRIOR WRITTEN PERMISSION OF FORD PERFORMANCE PARTS
© Ford Motor Company 2021



**Install the LH oil separator and PCV tubes per the illustration.
Lightly lubricate the inner O-rings of the PCV tube connectors with
engine oil.**

NOTE: Camcover to lower spigot on the oil separator is the inlet.

Ford Factory Shop Manual purchase options www.motorcraftservice.com