



M-6766-35TA
2021-2023 F150 3.5L EcoBoost
Oil-Air Separator kit

NO PART OF THIS DOCUMENT MAY BE REPRODUCED WITHOUT PRIOR WRITTEN PERMISSION OF FORD PERFORMANCE PARTS
© Ford Motor Company 2021

PRIOR TO INSTALLATION READ THESE INSTRUCTION COMPLETELY
For questions, Call the FORD PERFORMANCE Techline 1-800-367-3788

Please visit <https://www.performanceparts.ford.com> for warranty information



Kit contents:

- {1} CM-6766-A50A oil separator
- {1} CM-6766-A23R oil separator
- {1} CM-6K817-M35ARI Right Inlet PCV hose
- {1} CM-6K817-M35ARO Right Outlet PCV hose
- {1} CM-6K817-M35ALI Left Inlet PCV hose
- {1} CM-6K817-M35LO Left Outlet PCV hose
- {1} CM-BRKT-M35AR RH bracket
- {1} CM-BRKT-M35AL LH bracket
- {2} W520201-S440 M6 nut
- {2} W714721-S437 M8 bolt

NOTE: For Raptor applications, creating clearance for the PCV tubes in the bottom side of the foam engine appearance cover may be necessary





Start by removing both LH and RH PCV tubes by releasing the tab on the connectors and pulling upward, a twisting action may help.



Ford Factory Shop Manual purchase options www.motorcraftservice.com

NO PART OF THIS DOCUMENT MAY BE REPRODUCED WITHOUT PRIOR WRITTEN PERMISSION OF FORD PERFORMANCE PARTS
© Ford Motor Company 2021

On the LH (driver's) side, remove the lifting eye and replace with the LH oil separator bracket, installing new W714721-S437 bolts and torque to 25Nm (18 lbft).



Ford Factory Shop Manual purchase options www.motorcraftservice.com



M-6766-35TA
2021-2023 F150 3.5L EcoBoost
Oil-Air Separator kit


NO PART OF THIS DOCUMENT MAY BE REPRODUCED WITHOUT PRIOR WRITTEN PERMISSION OF FORD PERFORMANCE PARTS
© Ford Motor Company 2021

For ease of installation, pre-assemble the LH outlet tube to the oil separator as shown.

NOTE: Lubricate inside of PCV connectors with thin film of oil for ease of connection.



Install oil separator on the bracket and then install LH inlet tube from engine to oil separator.



Ford Factory Shop Manual purchase options www.motorcraftservice.com



FORD PERFORMANCE

M-6766-35TA
2021-2023 F150 3.5L EcoBoost
Oil-Air Separator kit

NO PART OF THIS DOCUMENT MAY BE REPRODUCED WITHOUT PRIOR WRITTEN PERMISSION OF FORD PERFORMANCE PARTS
© Ford Motor Company 2021



For the RH (passenger's) side, find the threaded studs on the RH camcover. Intall the RH oil separator bracket onto the studs using W520201-S440 nuts and torque to 10Nm (88 lbin).



Ford Factory Shop Manual purchase options www.motorcraftservice.com



FORD PERFORMANCE

**M-6766-35TA
2021-2023 F150 3.5L EcoBoost
Oil-Air Separator kit**

NO PART OF THIS DOCUMENT MAY BE REPRODUCED WITHOUT PRIOR WRITTEN PERMISSION OF FORD PERFORMANCE PARTS
© Ford Motor Company 2021

For ease of installation, pre-assemble the RH outlet tube to the oil separator as shown.

NOTE: Lubricate inside of PCV connectors with thin film of oil for ease of connection.



Install oil separator on the bracket and then install RH inlet tube from engine to oil separator.



Ford Factory Shop Manual purchase options www.motorcraftservice.com