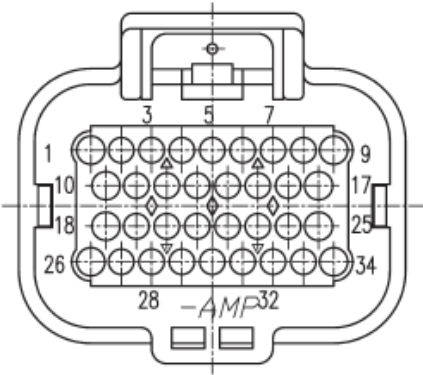


NOTES:

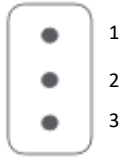
- 1) TEFCEL / DR-25 / FULLY TWISTED
- 2) ALL DIMENSIONS ARE FINAL WIRE LENGTH
- 3) SHRINK BACKS OF ALL DEUTSCH CONNECTORS
- 4) LABEL ALL LEGS



C1
Racepak
Dash

Pin	Wire Color	Gauge	Circuit Function	Circuit	To Connector	Pin
1	PPL	20	Battery Positive Switched		C3	1
5	WH/BK	22	Line Lock 12v Input		C15	4
6	YEL/BK	22	Headlight 12v Input		C15	5
8	WH	22	Shift Light Trigger		C2	2
11	OG	22	Oil Pressure 5v		C6	2
12	BK/WH	22	Oil Pressure 0v		C6	1
13	BN	22	Oil Pressure Signal		C6	3
14	OG	22	Brake Pressure 5v		C5	2
15	BK/WH	22	Brake Pressure 0v		C5	1
16	BLU	22	Brake Pressure Signal		C5	3
17	YEL	24	ECU CAN High (Twisted Pair with C1 Pin 25)		C3	3
18			Cooling Fan Output N/C			
19	OG	22	Fuel Pressure 5v		C4	2
20	BK/WH	22	Fuel Pressure 0v		C4	1
21	YEL	22	Fuel Pressure Signal		C4	3
23	BK/WH	22	Intercooler Temp 0v		C7	1
24	GN	22	Intercooler Temp Signal		C7	2
25	GN	24	ECU CAN Low (Twisted Pair with C1 Pin 17)		C3	2
26	BK	20	Battery Ground (Splice in Terminal)		C3	4
26	BK	22	Battery Ground (Splice in Terminal)		C15	1
29	GY/BK	22	Remote Button 2		C15	3
30	GY/WH	22	Remote Button 1		C15	2
31	RD/WH	22	Shift Light Power		C2	1
33	BK	22	Shift Light Ground		C2	3
34			External Warning Light N/C			

C2
SLM



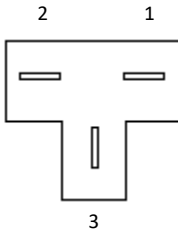
Pin	Wire Color	Gauge	Circuit Function	Circuit	To Connector	Pin
1	RD/WH	22	Shift Light Power		C1	31
2	WH	22	Shift Light Trigger		C1	8
3	BK	22	Shift Light Ground		C1	33

C3
Pacepak I/F



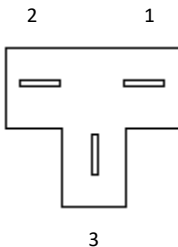
Pin	Wire Color	Gauge	Circuit Function	Circuit	To Connector	Pin
1	PPL	20	12v		C1	1
2	GN	24	ECU CAN Low (Twisted Pair with Pin 3)		C1	25
3	YEL	24	ECU CAN High (Twisted Pair with Pin 2)		C1	17
4	BK	20	Ground		C1	26
4	BK	20	Ground		C15	1

C4
Fuel Press



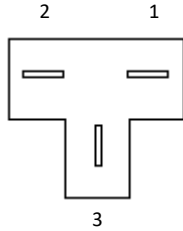
Pin	Wire Color	Gauge	Circuit Function	Circuit	To Connector	Pin
1	BK/WH	22	0 Volt		C1	20
2	OG	22	5 Volt		C1	19
3	YEL	22	Fuel Pressure		C1	21

C5
Brake Press



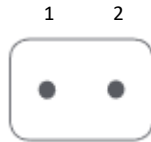
Pin	Wire Color	Gauge	Circuit Function	Circuit	To Connector	Pin
1	BK/WH	22	0 Volt		C1	15
2	OG	22	5 Volt		C1	14
3	BU	22	Brake Pressure		C1	16

C6
Oil Press



Pin	Wire Color	Gauge	Circuit Function	Circuit	To Connector	Pin
1	BK/WH	22	0 Volt		C1	12
2	OG	22	5 Volt		C1	11
3	BN	22	Oil Pressure		C1	13

C7
Intercooler Temp



Pin	Wire Color	Gauge	Circuit Function	Circuit	To Connector	Pin
1	BK/WH	22	0 Volt		C1	23
2	GN	22	Intercooler Temp		C1	24

C15
Racepak Sw. I/F



Pin	Wire Color	Gauge	Circuit Function	Circuit	To Connector	Pin
1	BK	22	Ground		C1	26
2	GY/WH	22	Remote Button 1		C1	30
3	GY/BK	22	Remote Button 2		C1	29
4	WH/BK	22	Line Lock 12v Input		C1	5
5	YEL/BK	22	Headlight 12v Input		C1	6