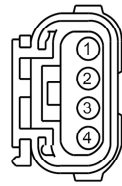
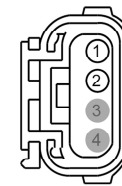


**C433 (Female Pins)**  
4 Way, Fuel Pump Module



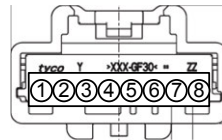
Cavity	Wire		Circuit Function	Circuit #	To	
	Color	Gauge			Connector	Pin
1	LG/VT	20	Fuel Level 1 Return	3222	C4000	1
2	YE/VT	20	Sensor - Fuel Level 1 (FLI)	1111	C4000	2
3	WH/BN	12	Fuel Pump Return (FPRTN)	516	C4033	8
4	YE/GY	12	Fuel Pump Power (FPPWR)	515	C4033	5

**C4374 (Female Pins)**  
4 Way, Fuel Level



Cavity	Wire		Circuit Function	Circuit #	To	
	Color	Gauge			Connector	Pin
1	WH/PK	20	Fuel Level 2 Return	3333	C4000	3
2	GN/OG	20	Sensor - Fuel Level 2 (FLI)	2333	C4000	4

**C4000-F (Male Pins)**  
8way Inline to 14A005  
Body Harness



Cavity	Wire		Circuit Function	Circuit #	To	
	Color	Gauge			Connector	Pin
1	LG/VT	20	Sensor Fuel Level 1 Return	3222	C220	16
2	YE/VT	20	Sensor - Fuel Level 1 (FLI)	1111	C220	15
3	WH/PK	20	Fuel Level 2 Return	3333	C220	19
4	GN/OG	20	Sensor - Fuel Level 2 (FLI)	2333	C220	18
5	YE/RD	20	Fuel Pump Com. (FPC)	225	C47	15
6	BN/WH	20	Fuel Pump Mon. (FPM)	518	C47	16
7	GY/OG	20	Event Notification Sig. (ENS)	113	C2014A	19

**C4033 (Female Pins)**  
Fuel Pump Control Module



Cavity	Wire		Circuit Function	Circuit #	To	
	Color	Gauge			Connector	Pin
1	DG	12	VPWR FUEL	608	C93	A
3	YE/VT	20	Fuel Pump Command (FPC)	225	C4000-F	5
4	BK	14	FPCM Ground	600D	C93	B
5	YE/GY	12	Fuel Pump Power (FPPWR)	515	C433	4
6	GY/OG	20	Event Notification Signal (ENS)	113	C4000-F	7
7	BN/WH	20	Fuel Pump Monitor (FPM)	518	C4000-F	6
8	WH/BN	12	Fuel Pump Return (FPRTN)	516	C433	3

**C93 (Male Pins)**  
2 Way, Inline to Body (14A005)



Cavity	Wire		Circuit Function	Circuit #	To	
	Color	Gauge			Connector	Pin
A	DG	12	VPWR FUEL	608	C4033	1
B	BK	12	Sensor - Fuel Level 2 (FLI)	600	C4000	4